



AUTUMN



Nu-145

Autumn 2023

California Rosemaling Association

The purpose of the California Rosemaling Association is to promote the traditional art of Norwegian Rosemaling. Our members are committed to preserving Rosemaling as a unique art form.

CRA has approximately 120 members. Some are expert Rosemalers, and others are beginning painters, all with a love to study this beautiful art form.

Membership in CRA allows you to attend the annual convention featuring renowned Rosemalers from around the world and a subscription to the newsletter for only \$15 in annual membership dues.

President's Report:



CONVENTION WAS SO MUCH FUN!!! I hope attendees of the 2023 California Rosemaling Association (CRA) Convention in Eureka, California had as much fun as I did. JoSonja's project, Norwegian Life Tapestry, was fun to paint and her use of colors is always a delight to explore. Seeing JoSonja, as well as all our old friends from CRA, was wonderful. Many new members attended, and we loved having them. We missed those of you who could not make it.

THANK YOU! We all thank Penny Wilkins, the Vice President, for another wonderfully planned convention. Thanks to all the many board members for all they did to make it a success. Board members under Karen Loveless worked on collecting raffle items. Because Karen's daughter was getting married at the same time as the CRA convention, Karen asked Beth Twogood to handle raffle ticket sales and the General Board Meeting Minutes. A quick reminder -- we ask each winner of a raffle prize to write a short thank you to the person who donated the raffle item they won.



HELPERS! Pennie had helpers, including Cheryl Bánwarth , Shaun Sasaki, Sue Isaak, Georgia Margarrell and Laura Ganda, doing various jobs (setting up, doing registration check in and goodie delivery, and handing out of projects). Joyce Field worked hard coordinating all the Trade Floor donations and vendors and sales. Joyce also distributed the ornament designed by Marley Smith to the early bird members. Donna Carpenter helped hand out treats for those staying for the CRA Business Meeting. During the banquet, Denise Voll helped deliver gifts to outgoing officers and stood in for Michael Graham during the investiture. Shaun Sasaki and

Beth Twogood, respectively stood in for Onya Tolmasoff and Lynne Bradley at the investiture. Thank you, Dee Walker, for helping with photos at the Banquet. You all helped make a difference and CRA thanks you! If we missed anyone, our thanks go out to you as well for your help.



JO SONJA'S AND RED LION

HOSPITALITY! JoSonja's staff also aided the board and members in every possible manner, and we wish to thank them as well; they were always helpful and went out of their way to make things work wonderfully! The staff at the Red Lion Inn did a wonderful job as well. Such a large group of people made convention possible from the planning to execution stages.

Tusen takk!

THE AMAZING BOARD! Without your board members, CRA would not function. On behalf of CRA, I wish to thank all the board members who have worked tirelessly as a team to get all the classes, newsletters, finances, shopping opportunities, conventions, and business of the board done. They are awesome!

Mange takk!

THE AMAZING INCOMING BOARD! We wish to thank the incoming board for stepping up into board positions. I encourage you to all think about what or when you might join the board in the future and in what position you might see yourself, because many board members have served a long time and would love others to replace them. If we all take a turn, the show can go on! It's been wonderful getting to know many people over the last two years, and we wish you to know that we do have some help and guidance available for you if you take on a position.

ADD 10 YEARS TO YOUR LIFE!!! Why not give it a try when a new nominating committee is formed—sign up to help even by being on that board. As I said at convention, **by volunteering you can add 10 years to your life!** Boy is this coming board going to enjoy that benefit! In addition, a big thank you to Lindsay Bruns, a new member from Idaho, who is helping us with editing of the newsletter! **Tusen takk!**

NORDFJORD ROSEMALING: CRA invites you to explore Nordfjord Rosemaling with Patti Goke, VGM, on a special Zoom class in February (See enclosed article). Save the dates February 7 to 9 at 8:30am-12:30pm Pacific time. Patti will acquaint us with the Nordfjord rosemaling history, characteristics, design process and painting a 14" shallow bowl project. If you don't hear from us by December 6th or see it shown online on the website (www.califrosemaler.com) email me (katie.d.allen68@gmail.com). Tell your rosemaling friends. I am hoping we have the photo and details online and out to members in a news blast that will go out in late November. As we are also covering other rosemaling styles, I've added a map showing the basic areas in Norway where the styles were.



Trøndelag ale bowl

TRØNDELAG ROSEMALING: As promised, a very special article on Trøndelag rosemaling is included. We thank Louise Bath for sharing her extensive knowledge of this Rosemaling style and sharing her photos with us. I love the style, and if you want to explore it, please let me know. Maybe we could do another class in this style on Zoom!

Other excellent Zoom Rosemaling classes are showing up at Vesterheim and other links we show in our friendly links section that might interest you. A few from Vesterheim are even free for Vesterheim members!

May your fall and end of year holidays be filled with joy, laughter, painting, and love. Enjoy your newsletter!

Katie Allen



Convention 2024:

GREAT PLANS!: As we mentioned at the CRA general meeting in Eureka, great plans are in store for 2024! We are currently finalizing the contract for the 2024 convention which will be Oct. 24-27 in colorful, historic Old Town San Diego. More details including the rosemaling instructor will be announced soon! This year, everyone will be painting in acrylics. One enticing “extra” will be the option to try your hand at Petrykivka, a Ukrainian folk art form with many of the same painting elements as Rosemaling. This 3 hour class will be taught by an expert Ukrainian artist, Svitlana Ivasyuk on Thursday afternoon. Petrykivka uses the same C and S strokes, painted with round brushes—and homemade cat brushes, created from “willing” felines (no cats are harmed in this process, though we can’t guarantee the same for those who harvest the hair!) Seriously, these brushes make magic teardrops!! There will be an extra charge for this class with the proceeds going to Ukrainian relief. October is an especially festive time to be in Old Town with all the decorations for Halloween and Day of the Dead so please mark your calendars now for a great weekend of painting, sharing and friendship—Oct. 24 thru 27, 2024!



Our 2023 Convention Project



LIFE TAPESTRY: JoSonja led us through her Norwegian

Life Tapestry project, appealing to us to make it our own based on our own stories; then it might be seen as a tapestry of our life. Members were challenged with many ways to personalize their projects to fit their story! I think we all loved the inspiration JoSonja gave us to think about the art project we are doing and understand the statement we wish to make in our execution of that project. She had taken the many tapestries, native costumes (*buand*) and the actual textures and stitching that went into those items and executed her strokes in such a way that it felt like it was

fabrics and stitches, textures, and weaves in addition to storytelling of a life well lived.





Georgia and Laura handing out Sewing baskets



Pennie & JoSonja



Sue and Shaun at registration with mugs



Busy Classroom



Happy Members




personalization of time



Cake for members-(lf-rt: Joyce, Linda, JoSonja, and Pennie)



**CRA Sept. 2023
Convention Project -
Sewing Basket
Eureka, CA
JoSonja Jansen Techer**



Larry Pickens

OUR PIECES: Our wood pieces were expertly crafted by Larry! *Tusen takk!*

ATTENDEES: We had 49 members attending the convention (including JoSonja, our teacher) with many hailing from other states and countries!



COMMEMORATIVE MUG: Each conventioneer received a JoSonja commemorative CRA Mug and these immediately were being used by many.



Thank you Shirley!

THE TRADE FLOOR: The Trade floor was a busy place immediately upon being opened. Joyce Field managed this marvelously. Thanks to the generous donations (Shirley Jones), Karen Shepard, Janann Windburn, Beth Twogood, and Jean Disterdick that filled out our CRA sales tables and to the many vendors at the convention, we had brisk sales and did significantly better than normal which will help us fund activities in the future.



THE RAFFLE PRIZES:

These were donated by: Shirley Jones , Karen Shepard, Marley Smith, JoSonja's, Beth Twogood, and Patti Goke.



THE BANQUET:

We celebrated Cathy Chambers' many years of doing table decorations with a proclamation of thanks and a gift! Each of the beautiful banquet table decorations by Cathy Chambers found an excited new owner by the end of the banquet. The board was acknowledged for jobs well done.



INCOMING OFFICERS: We installed the new officers as had been done in the past when many were not present, with proxy people standing in. So, know that your new board officers may not be all who appear in the photo. Astonishing even herself, RuthAnn Petro stepped reluctantly forward to assume the President's role in 2024. Thank you to all the 2024 officers for keeping our organization alive and vibrant. We wish you all well and know you will do an excellent



INCOMING OFFICERS: *Tusen takk!*



OUTGOING OFFICERS: *Tusen takk!*

MEMBERSHIP RENEWAL:

Membership fee of \$15 is due by November 31, 2023 and is past due December 32, 2023. If you wish to have the free ornament packet, please send SASE (self addressed stamped envelope) with your check to CRA.

Joyce Field
19703 Tomlee Avenue
Torrance, CA 9003



Trøndelag Style of Rosemaling:

By Louise Bath, VGM

The Trøndelag Fylke (a county regional administrative area) is divided into South Trøndelag and North Trøndelag with the city of Trondheim in between. Trondheim is a major port city on the west coast of Norway with Nidaros Cathedral, a center of religious importance. Trade brought many cultural ideas and stylistic impulses from mainland Europe. The urban painting styles of guild masters in Trondheim, as well as church artists commissioned by the diocese, were transformed into a local Trøndelag style. In 1782 the guild laws were relaxed, and rural artists took ideas and transformed them into the distinctive styles of Trøndelag. Master painters in Trondheim still stayed in the cities but took on apprentices and these often went to their home village and further developed the Trøndelag Style.

From the 1700's, rosemaling flourished in Trøndelag. An early painter, Jens Christen Blegen (1771-1850), traveled from Gudbrandsdal to paint the Hemne Church and painted many private commissions. Blegen's naturalistic beautiful flowers were imitated in the villages he visited, creating a different direction from the older painting done before which was less naturalistic and characterized by the symmetry of the baroque [see picture 1]. The most popular motifs emerging in Trøndelag were roses and flowers in bouquets and vases.



1- Trunk by Jens Christen Blegen Trunk 1807

Note calligraphy at right enlarged

Copyright Louise Bath
Photo Collection 2016-2023



Other well-known painters influenced by Blegen were Hans Olsen Bjerke (1780-1855), Nils Olsen Brekken (1808-1882), Rasmus Arneson Woiden (1803-1887) and Jacob Ingebrigtsen Foss (1810-1896). Lars Halvarsen and his son Lars Larsen Solem are known to have painted 557 numbered trunks which were characterized by floral wreaths and bell-like flowers on a distinctive blue background.

Rosemaling also flourished east of Trondheim in the Gaula River Valley and Røros, known for the copper mine established in 1644 and as one of the oldest wooden villages in Europe. Røros had the strongest connection to Trondheim. There, painters such as Peder Jonsen Trondsaune, painted motifs of trees in a desolate landscape on doors and trunks. A tree as a motif in rosemaling is typical of Østerdalen but was not unusual in the western part of South Trøndelag. It can be refined or almost impressionistically done. Sometimes spreading branches with round fruits are seen. The landscape is painted as blue green waves much like looking at the sea and houses with pinnacles and towers included [see picture 2].



2- Trunk from, Røros area with Tree Scape and Flower Vases
Copyright Louise Bath Photo Collection 2016-2023

Jens Rasmussen Sandberg painted biblical history on church walls but also tree motifs with scrolls. Rococo was another important style in this area.

The Røros area is known for Rococo ornamentation probably modeled after book illustrations. This area is close to Jämtland in Sweden, an area known for Rococo décor and Swedish painters found work in the area. Solan Jonsen Ødegård (1748-1826) painted in the rococo style and used blue or red on a white background, sometimes with

birds. An unknown painter who was active around 1800 all over Trøndelag also painted high quality rococo works such as the doors in the Tydal Bygdemuseum. His typical painting used red and white outlined in black in dissolved rococo cartouches and C shapes applied with broad brush strokes on a blue background [see picture 3].



3- Rococo Trondelag Trunk by unknown Master (Røros area) 1806

Copyright Louise Bath Photo Collection 2016-2023

The larger farms in North Trøndelag brought more wealth to that area and rosemaling also flourished. Two famous painters in that area are Ole Haldorsen Berg (1749-1826) who trained in Trondheim and Ole Olsen Heimvegsåsen (1776-after 1820) Ole Berg was known for painting a distinctive point lobed flower or tulip different from other flowers painted in Trøndelag called the Verdal rose. Also, In Verdal, he painted a spectacular ceiling decoration of the four seasons with a star and the angel Justitia in the center. He was also an accomplished painter in rococo style. Ole Olsen Heimvegsåsen was born in Jämtland, Sweden and his family moved to Snåsa, North Trøndelag when he was 16. There he became a prolific and distinguished rosemaler and woodworker. He mostly stayed with a fixed color scheme [see picture 4].



4-Trunk by Ole Olsen Heimvegsåsen 1797 Sånasa Norway

Copyright Louise Bath Photo Collection 2016-2023

Trunks were painted blue with red bands and cupboards have ray-like flaring in dark red and brown with green door panels. Tulips, roses and small flowers bloom in white and red on the panels and grow from vases or on swaying stems that swing up from a volute

at the bottom left. The foliage is a rhythmic multitude of black brush strokes. He is known for using a stamp technique to create small star-like flowers surrounding door panels and throughout the design. His work was a source of inspiration for others in Nord Trøndelag.

The mountainous area of Oppdal in South Trøndelag is often thought of as the center of folk art in Trøndelag and produced the most famous painters and wood carvers for over 100 years.

The most well-known is the Horne family and this family was best known for woodcarving and rosemaling. These craftsmen did carving and painting on cabinets, trunks, church and house interiors. Eric Horne (1730-1798) and his son Knut Horne (1763-1848) are the most well-known. Erik is known for cupboards in olive green or blue, with white panels with red borders [see picture 5]

The white panels have marbleizing or symmetrical scrolls in shades of blue which resemble Delftware in Holland. He created the woodwork and painting in the Lønset and Øksnedal churches and his marbelizing there is of the highest quality. His son Knut developed a newer style, inventive and creative using a large decorative repertoire of figures (some allegorical), animals, biblical motifs (such as Samson and the Lion), riders, hunters, and royal figures. He likely used book illustrations from woodcuts and copper plates for ideas. Other motifs are symmetrical floral compositions and scrolls composed of



5- Cupboard door by Erik Horne

Copyright Louise Bath Photo Collection 2016-2023



6- Knut Horne trunk at Raulåna, Oppdal

Copyright Louise Bath Photo Collection 2016-2023

wildly writhing scrolls with acanthus leaves and ending in solid knobs. These scrolls are seen on the inside lids of trunks he painted at Raulåna in Oppdal [see picture 6, page 16].

These are also seen on the ceiling and gable of the *Vikastua Festhus* at the Sverresborg Folkemuseum, Knut Eriksen Horne's masterpiece [see picture 7]. Many students of the Horne family painted in this style. One of the foremost is Tørres Evensen Uv (1780 -1809) He developed an emphasis on portraiture, men in uniform, riders, allegorical figures and Roman Gods. Other known painters are Hallvard Midthaug (1780-1865), Even Mjoen and others in the Horne and Midthaug family [see picture 8, page 18]. But painters do not usually sign their work so there is a large body of work that we do not know who painted them.



7- Scrolls in Vikastua Guesthouse by Knut Horne

Copyright Louise Bath Photo Collection 2016-2023

These craftsmen did carving and painting on cabinets, trunks, church and house interiors. Eric Horne (1730-1798) and his son Knut Horne (1763-1848) are the most well known. Eric is known for cupboards in olive green or blue, with white panels with red borders. The white panels have marbleizing or symmetrical scrolls in shades of blue which resemble Delftware in Holland. He created the woodwork and painting in the Lonset and Oksnedal churches and his marbelizing there is of the highest quality. His son Knut developed a newer style, inventive and creative using a large decorative repertoire of figures (some allegorical), animals, biblical motifs (such as Samson and the Lion), riders, hunters, and royal figures. He likely used book illustrations from woodcuts and copper plates for ideas. Other motifs are symmetrical floral compositions and scrolls composed of wildly writhing scrolls with acanthus leaves and ending in solid knobs. These scrolls are seen on the inside lids of trunks he painted at Raulana in Oppdal. These are also seen on the ceiling and gable of the Vikastua Festhus at the Sverresborg Folkemuseum, Eric Horne's masterpiece. Many students of the Horne family painted in this style. One of the foremost is Torres Evensen Uv (1780-1809) He developed an emphasis on portraiture, men in uniform, riders, allegorical figures and Roman Gods.

Other known painters are Hallvard Midthang (1780-1865), Even Mjoen and others in the Horne and Midthang family. But painters do not usually sign their work so there is a large body of work that we do not know who painted them.



8- Cupboard door by one of Midhaug brothers

Copyright Louise Bath Photo Collection 2016-2023

The ale bowls from Trøndelag are a local style based on decorative styles crafted in urban areas in the 17th century and have elements from the Gothic and late Renaissance eras. The center is a four-part symmetrical design such as a *four-pointed star* (Nils Ellingsgard, *Norwegian Rose Painting*, 141) or rosette, painted in red and green with a black outline on an ocher background. Zigzag borders are seen, together with divided triangles and palmettes as well as inscriptions on the rim. This style remained popular till the end of the 19th century and was unique to Trøndelag. [see picture 9].



9-Trøndelag ale bowl
Copyright Louise Bath Photo Collection 2016-2023

Rosemaling in Trøndelag took influences from European culture, and from surrounding areas such as Hedmark, Oppland, Møre and Romsdal, Sweden and Nordland. These motifs were used locally by painters who had no academic education and lived in a conservative rural environment but who achieved the unique Trøndelag Style.

Trondelag Style photos provided by Louise Bath, VGM

Bibliography:

Norwegian Rose painting in America by Nils Ellingsgard

Norsk Rosmaling by Nils Ellingsgard, 1999 Edition

Norsk Rosmaling by Nils Ellingsgard, 1981 Edition

Se Trøndelag! Kunst og visuell kultur I midten av Norge, Bind II Hitsendt og heimavla, Rosemålaeren
section by Ola Grefstad, 2011, 168–170



SAVE THE DATE FOR A SPECIAL ZOOM ROSEMALING CLASS IN FEBRUARY!

sponsored by CRA

Nordfjord styled Rosemaling developed in the Nordfjord region of Western Norway, in the northern part of Vestland fylke (county). It is a small area about half way between Bergen and Trondheim on the western coast. Museum pieces of this style began in the 1700s. The style was practiced until around the mid 20th century. The bowl centers may be geometric with interesting borders or flower based with symmetry. They have their own stylized tulip. The palette was limited with the background usually a red tone. Lettering is beautiful in this style and symbolosim abounds..

Our teacher, Patti Goke, VGM, of Minnesota has offered a taste of the style in the composite photos at on the right. It is quite simple yet lovely. We will be working on a 14" shallow bowl (or another piece of your choice) using acrylics and her design and registration should be up on our website by December 6th. We hope to send a newsblast earlier to members. This class will have a fee associated with it and you will be responsible for your wood, paints and mediums in addition to the class fee. Non 2024 Members will be asked to join and pay their dues at time of registration. If after December 6th you cannot find the online registration and class information, contact me. Online Registration will be used with a confirmation email sent upon completion of that explaining how to pay the fee within 7 days of registration.

I think you'll love the class! For your information, the class will be recorded and if you have a paid registration, you will receive a link to the video after class. Zoom links for classes will be provided ahead of time.

Best, Katie Allen, President 408-781-6450 or
katie.d.allen68@gmail.com



A bit about Patti Goke, VGM:

She has rosemaled for over 35 years, and taken many classes in Vesterheim, Norway, and Sweden. She was awarded the Gold Medal in 2007. She regularly teaches Zoom classes from her home in St. Cloud, MN and has taught at Vesterheim, and at various organizations from coast to coast, including two times at our convention. She has been a consultant to Disney for their Norwegian Epcot displays and for the artists for the movie *Frozen*. At this time, she limits her teaching to Zoom classes or local venues. She is a talented painter and delightful instructor with rave reviews for her teaching. We look forward to having her teach us. Her website is found here: <https://nordiccanvasfolkartstudio.com>.


SAVE THE DATE

ZOOM NORDFJORD CLASS with Patti Goke, VGM!

Feb. 7, 8, 9, 2024: 8:30am - 12:30am Pacific Time


Nordfjord Style - 14" Bowl





Our teacher Eldrid Arntzen

Eldrid's project "Os"



2006 CRA Convention,
Eldrid Arntzen taught Os

In Our Thoughts:

(Ann) Eldrid (Skjold) Arntzen, VGM 1987, we remember today as one of our 1994 and 2006 Convention teachers. We are saddened to notify you that she died October 19, 2023 in New Jersey at age 88. Rosemaling has lost another of its wonderful painters. Her obituary is found at:

<https://www.themorrisonfuneralhome.com/obituaries/Ann-Eldrid-Skjold-Arntzen?obId=29634793>

<https://www.themorrisonfuneralhome.com/obituaries/Ann-Eldrid-Skjold-Arntzen?obId=29634793>. Her beautiful rosemaling has made a lasting impression on all of us. Condolences go out to her family and friends! The photo shown here comes from our CRA Album. If anyone has the original photos of this, please send them in so we have a better copy.

Friendly Online Rosemaling Links

Facebook pages:

- Western Rosemalers Association:
<https://www.facebook.com/groups/Westernrosemalers/>
- The Thorntown "Malers":
<https://www.facebook.com/groups/1518201928437409/>
- Rosemaling <https://www.facebook.com/groups/Rosemaling/> Group by Forest Wood Rosemaling Design— largest group...many gold medalists, Norwegian rosemalers, as well new and old rosemalers post- great educational site. Excellent!
- Geir M Kåsastuls Rosemaling Group:
<https://www.facebook.com/groups/678552482914745> wonderful telemark painter's follow page.
- Art of Lise: <https://www.facebook.com/ArtofLise1>
- [Målarkunst I Numedal](https://www.facebook.com/groups/564378793708565) (Painted Art in Numedal) :
<https://www.facebook.com/groups/564378793708565>

Webpages:

- Online Rosemaling class Listings in US:
<https://www.rosemalingcoasttocoast.org/classes>
- Rosemaling Coast to Coast Classes:
<https://www.rosemalingcoasttocoast.org/classes>
- Gayle Oram: <https://gayleoram.com/index.php> (packets, classes, and more)

- JoSonja's: (Products, design packet/packages, classes and more):
<https://jasonja.com/>
- Vesterheim Folk School: <https://vesterheim.org/folk-art-school/> (Classes and more—great Rosemaling Newsletter if you sign up for it and join).
- Rune Nesher Rosemaling: <https://runerosemaler.com/>
- Lisa Lorentzen: <http://www.artoflise.com/about-lise/>
- Nordic Canvas Folk Art Studio: classes:
<https://www.nordiccanvasfolkartstudio.org/shop>
- Wooden ware: Turn of the Century Shop on Etsy:
https://www.etsy.com/shop/TurnofthecenturyShop?ref=simple-shop-header-name&listing_id=1184501210



CRA General Business Meeting

Sept. 22, 2023

Eureka, CA

Meeting called to order at 5:02 PM by President Katie Allen

Old Business

Secretary's Report – Beth Twogood

Beth Twogood read aloud the minutes of previous meeting. Sherri Tafel moves to accept minutes as read. Mary Weflen seconds. Minutes approved.

Convention Report – Penny Wilkins

Banquet tomorrow night at 7:00. No host bar opens at 6:00. Thank you to everyone for coming to Convention.

Treasurer's Report – Shaun Sasaki

We currently have \$45,000 in the bank but we have bills for Convention. Estimate for end of year is \$33,000. Will have income from Raffle and Trade Floor. We save money in Eureka due to no travel and housing expenses for JoSonja. Joyce Smith asks if we have insurance that covers Convention costs if we cancel at last minute. Discussion regarding future Conventions: cheaper locations, using conference centers, transportation problems.

Membership Report – Joyce Field

123 paid and 16 honorary members this year. Joyce is collecting dues for next year. Marley designed the ornament for the incentive packet to renew. Gave hours for Trade Floor to be open.

Newsletter – Sherri Tofal

Oct. 5 deadline for articles for next letter.

New Business

CRA hosted 2 Zoom classes: Shaun Sasaki painted an ornament and Louise Bath painted a plate. Talking to Patti Goke about a class. Will have information in future newsletter.

Convention 2024 –Lynn Bradley working on it. Considering October 24-27 in Old Town San Diego. Poll taken on Convention preferences: 1 larger project won over 2 smaller ones. Lisa Lorentzen has been asked to teach. She prefers Hallingdal.

A Ukrainian Folk Art workshop will be held at the very beginning of the 2024 Convention to help raise funds for the Ukraine Refuge Effort.

Election of Officers

Slate of Nominees:	President	Ruth Ann Petro
	Vice President	Lynn Bradley
	Secretary	Michelle Graham
	Treasurer	Onya Tolmasoff
	Membership	Joyce Field

Ruth Ann Petro graciously consented to be nominated for President after much discussion and considering no one else would run for the position.

Katie Allen volunteered to be Historian.

Slate of Officers elected by voice vote.

Thank you to all who attended meeting and to those who renewed membership.

Meeting adjourned at 5:56 pm by President Katie Allen

Respectfully submitted,

Beth Twogood
Acting Secretary on behalf of Karen Loveless